



# 2009-2010 GMT Quarterly Report for District (or Undistricted) **District U 3 ST PIERRE**

GMT: **TERRY GRAHAM**

Location: **ST PIERRE & MIQ**

GMT CA: **2**

## CLUBS

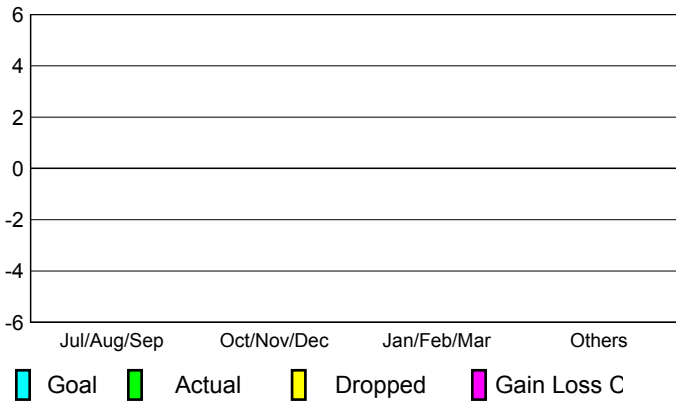
**Club Results  
2009-2010**

**Clubs  
2008-2009**

Month	New Club Goal	Actual New Clubs	Actual Dropped Clubs	Gain/Loss of Clubs	Gain/Loss of Clubs
Jul/Aug/Sep	0	0	0	0	0
Oct/Nov/Dec	0	0	0	0	0
Jan/Feb/Mar	0	0	0	0	0
Apr/May/Jun	0	0	0	0	0
<b>Totals</b>	<b>0</b>	<b>0</b>	<b>0</b>	<b>0</b>	<b>0</b>

### Club Results 2009-2010

Goal, New, Dropped, Gain/Loss



## MEMBERSHIP

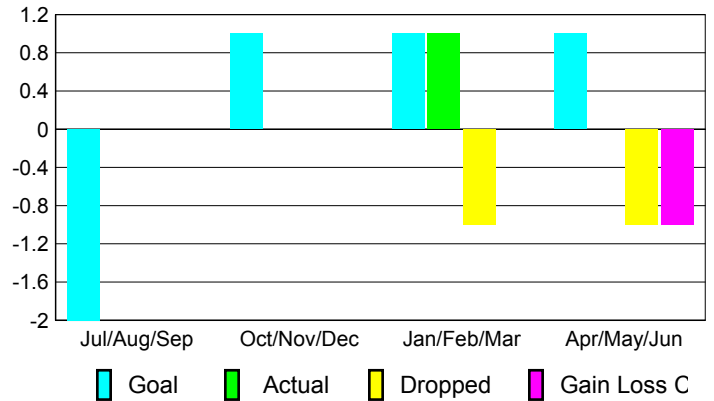
**Membership Results  
2009-2010**

**Membership  
2008-2009**

Month	Net Memb Goal	Actual New Memb	Actual Dropped Memb	Gain/Loss of Memb	Gain/Loss of Memb
Jul/Aug/Sep	-2	0	0	0	-1
Oct/Nov/Dec	1	0	0	0	1
Jan/Feb/Mar	1	1	-1	0	0
Apr/May/Jun	1	0	-1	-1	-1
<b>Totals</b>	<b>1</b>	<b>1</b>	<b>-2</b>	<b>-1</b>	<b>-1</b>


### Membership Results 2009-2010

Goal, New, Dropped, Gain/Loss



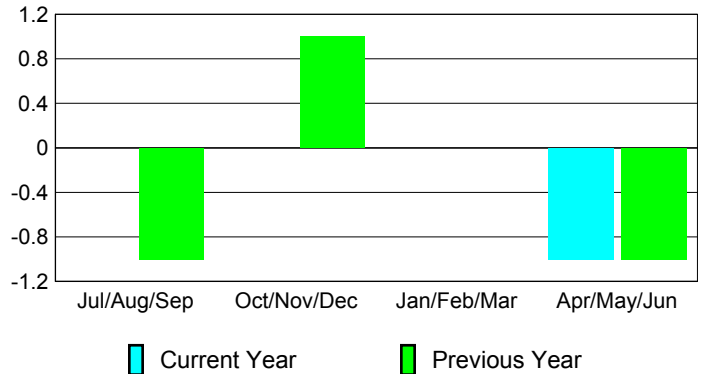
### Comparison of Club Gain/Loss

Current Year Compared to the Previous Year



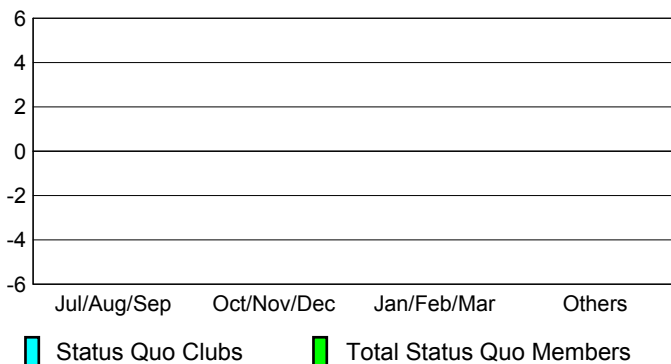
### Comparison of Membership Gain/Loss

Current Year Compared to the Previous Year

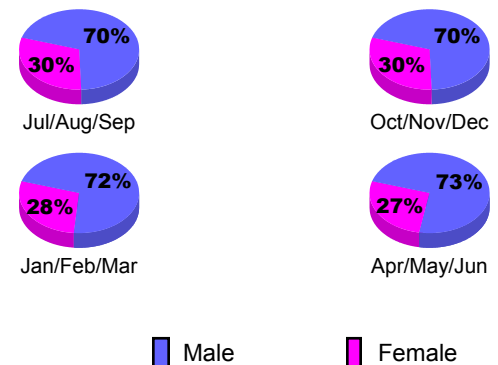


### YTD Status Quo Clubs 2009-2010

Status Quo Clubs Compared to Status Quo Members



### Gender Comparison 2009-2010





# 2009-2010 GMT Quarterly Report for District (or Undistricted) **District U 3 QUEBEC**

GMT: **TERRY GRAHAM**

Location: **QUEBEC**

GMT CA: **2**

## CLUBS

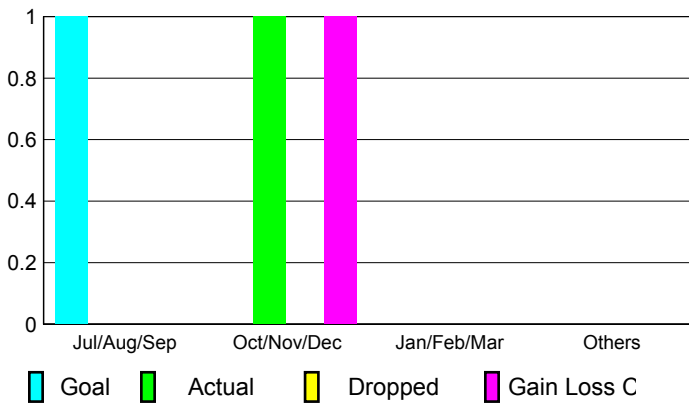
**Club Results**  
2009-2010

**Clubs**  
2008-2009

Month	New Club Goal	Actual New Clubs	Actual Dropped Clubs	Gain/Loss of Clubs	Gain/Loss of Clubs
Jul/Aug/Sep	1	0	0	0	0
Oct/Nov/Dec	0	1	0	1	0
Jan/Feb/Mar	0	0	0	0	0
Apr/May/June	0	0	0	0	0
<b>Totals</b>	<b>1</b>	<b>1</b>	<b>0</b>	<b>1</b>	<b>0</b>

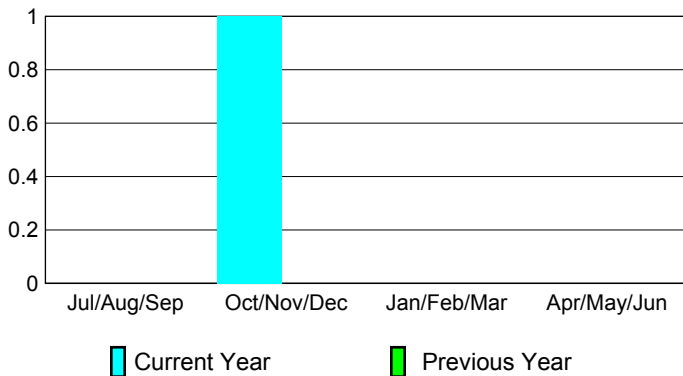
### Club Results 2009-2010

Goal, New, Dropped, Gain/Loss



### Comparison of Club Gain/Loss

Current Year Compared to the Previous Year



### YTD Status Quo Clubs 2009-2010

Status Quo Clubs Compared to Status Quo Members



## MEMBERSHIP

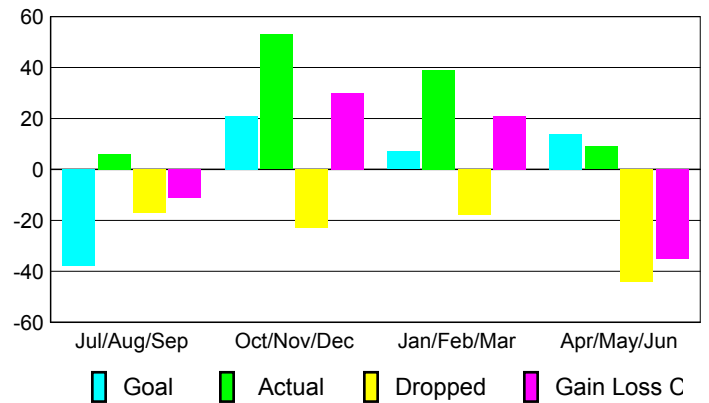
**Membership Results**  
2009-2010

**Membership**  
2008-2009

Month	Net Memb Goal	Actual New Memb	Actual Dropped Memb	Gain/Loss of Memb	Gain/Loss of Memb
Jul/Aug/Sep	-38	6	-17	-11	-23
Oct/Nov/Dec	21	53	-23	30	19
Jan/Feb/Mar	7	39	-18	21	13
Apr/May/June	14	9	-44	-35	-19
<b>Totals</b>	<b>4</b>	<b>107</b>	<b>-102</b>	<b>5</b>	<b>-10</b>

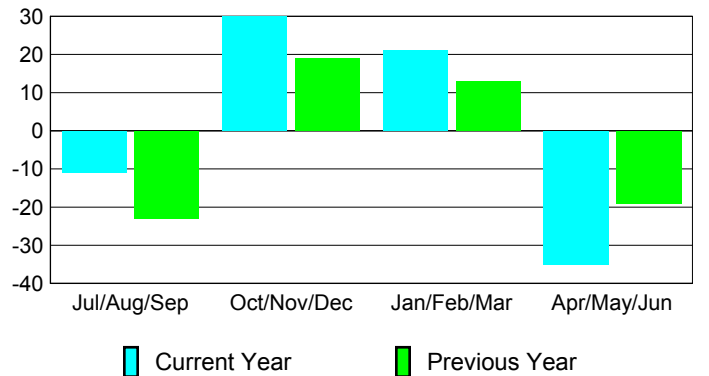
### Membership Results 2009-2010

Goal, New, Dropped, Gain/Loss



### Comparison of Membership Gain/Loss

Current Year Compared to the Previous Year



### Gender Comparison 2009-2010

